

Add a virtual trusted third party


Click on Settings to add your mobile phone number.

The screenshot displays the SEEZAM user interface. At the top left is the SEEZAM logo with the tagline "BORN SAFE SOLUTIONS". The top right shows the user's name "John Mac Arthur" and the account type "Optimum (Soft Token) account". The main navigation menu on the left includes: HOME, MY SAFES (Access to confidential content), MY CONTACTS (Find the people with whom you share information), MY DEPOSITS (Make safe deposits to your contacts), **SETTINGS** (Change your account settings), and SUPPORT (Answers to your questions). An orange arrow points to the "SETTINGS" menu item, with the text "Click on SETTINGS" next to it. The main content area shows "KEY INDICATORS" with 74 Items and 77 Files, an expiration date of 31 December 2018, and a storage capacity of 1011 Mb remaining (98%). There is also a "SAFE DEPOSIT" section with a "Make a safe deposit" button and a "SEEZAM INFORMS YOU" section with a message suggesting adding a virtual trusted third party to contacts.

Click on the EDIT Button to edit your Personal information

The screenshot shows the SeeZam user interface. At the top left is the SeeZam logo with the tagline 'BORN SAFE SOLUTIONS'. To its right, it says 'Last connection 30/10/2018 at 08:36' and 'Settings'. On the far right, there is a notification bell icon and a user profile for 'John Mac Arthur' with a dropdown arrow. Below this is a dark sidebar with icons for Home, Lock, Profile, Arrow, Settings (highlighted), and Help. The main content area is divided into two columns. The left column has a blue header for 'Personal information' with a subtext 'View and edit your personal data.' Below it is a 'Password' section with a subtext 'Change the password of your SeeZam account.' The right column has a header for 'Personal information' with an edit icon (a blue circle with a pencil) highlighted by an orange arrow. Below the header is the text 'Add your mobile phone number' in red. Underneath is a profile picture of John Mac Arthur and a list of personal details: First Name: John, Last Name: Mac Arthur, Email: toto57@hotmail.com, Mobile phone, Country: Luxembourg, and Language: English. At the bottom of the page, there are links for 'Privacy Policy | Terms of use | SeeZam.com | Contact Us'.

Insert your mobile phone number.

 Personal information




 Shared

Photo  

First Name

Last Name

Email

Mobile phone

Country

Language

Click on yes on this pop-up to access on the page to add your virtual trusted third party.

 Adding a virtual trusted third party 

You have not defined a virtual trusted third party. A virtual trusted third party lets you receive a challenge by SMS in case of loss of your password. Do you want to add a virtual trusted third party to your contacts ?

In the field of Third-party virtual trust you can select – **Virtual trusted third party – XXX***.

(): depending on your subscription, you might have one single choice or multiple choices*

Insert **YOUR SeeZam PASSWORD** on the second field.

Click on **Add**. As a result, you have sent an invitation to your virtual trusted third party. Your virtual trusted third party will accept the invitation within 1 minute. As of now, should you forget your password, you will receive your challenge 1 via text message to your mobile phone.

New Contact

You can add a virtual trusted third party to your contacts by selecting it from the list below. ?

Third-party virtual trust Virtual trusted third party -XXX

Your password YOUR PASSWORD

Cancel Add